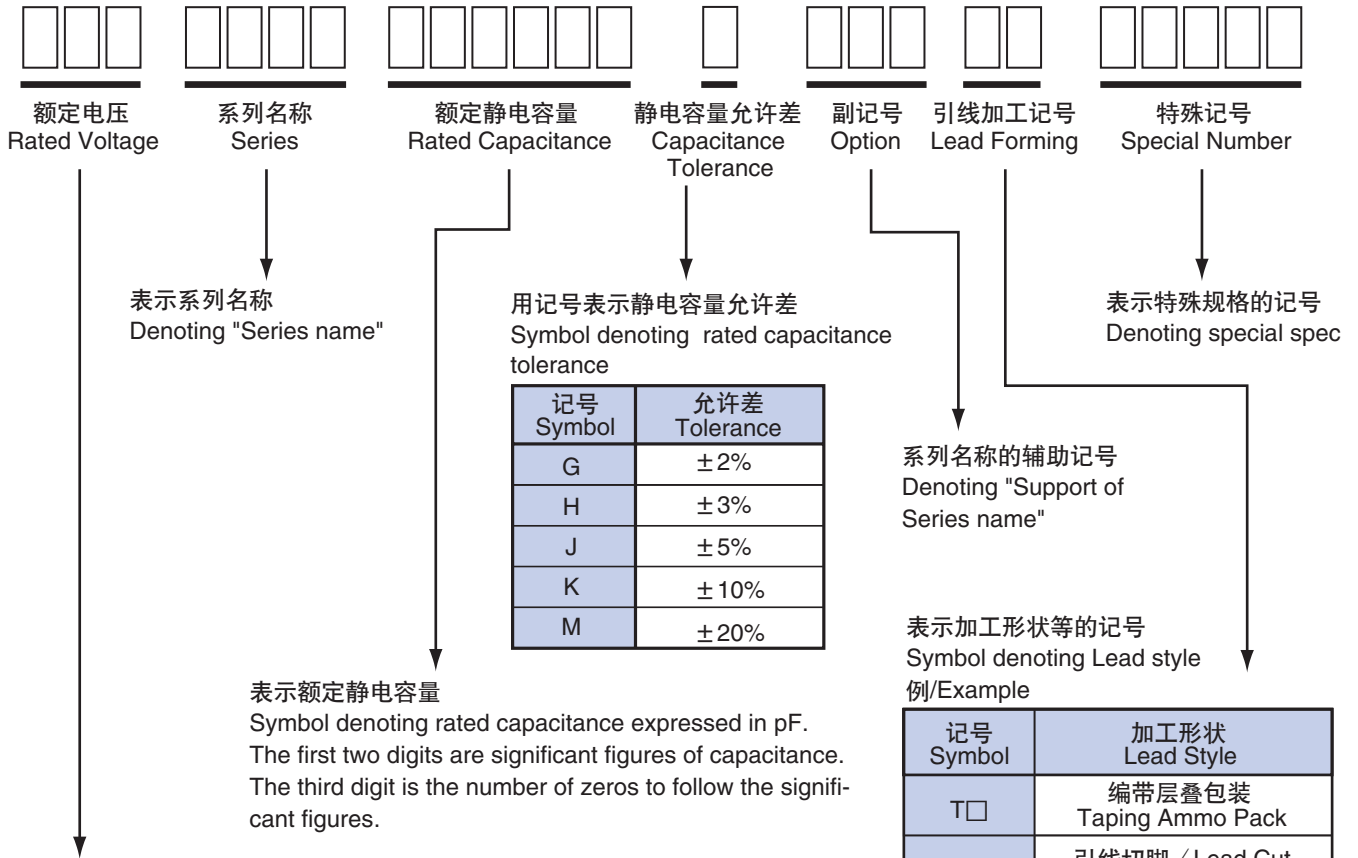


### ◆产品型号体系 / PART NUMBER



用数字表示额定电压 (1000V以上用记号表示)  
Denoting rated voltage by figure, but more than 1000V by sign.  
例/Example 1000V→101, 1600V→161

### ◆引线切脚、成型切脚 / LEAD CUT AND FORMING LEAD CUT

形状 Style	F=LS		F>LS			
	LS (mm)					
F (mm)	5.0	7.5	10.0	15.0	22.5	27.5
7.5	S7	E7	—	—	—	—
10.0	S7	W7	H7	—	—	—
15.0	S7	W7	Q7	Y7	—	—
22.5	—	—	—	K7	17	—
27.5	—	—	—	—	—	27

STRAIGHT CUT	
剪切长度 L (mm)	记号 Symbol
3.5	A1
4.0	A3
4.5	A5
5.0	A7

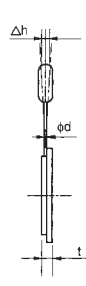
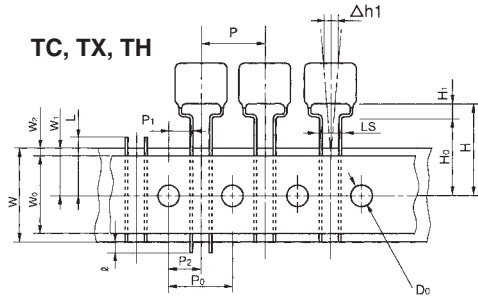
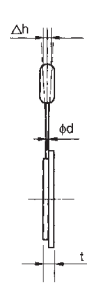
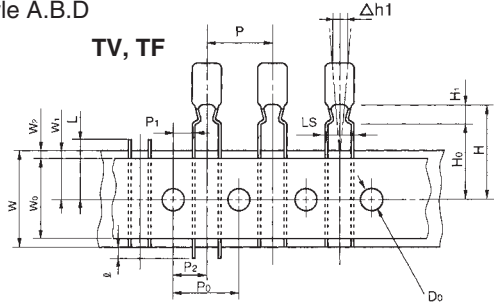
※5mm以外的引线成型剪切长度可以应对, 请与我们联系。  
There are other cut's length, available.

※其他形状的引线成型也可以处理, 请与我们联系。  
There are many forming style, available.

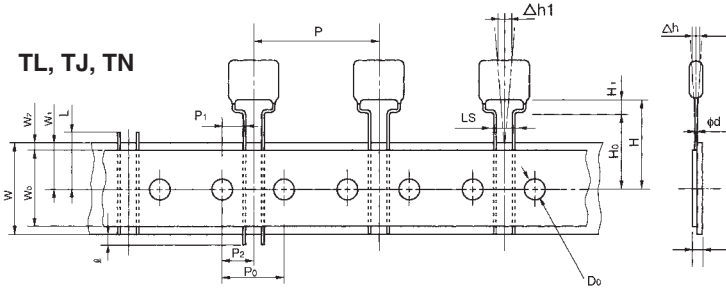
◆ 编带规格 / TAPING SPECIFICATIONS

◆ 尺寸 / DIMENSIONS

- 成型引线型 / Formed Lead Type
  - Style A.B.D

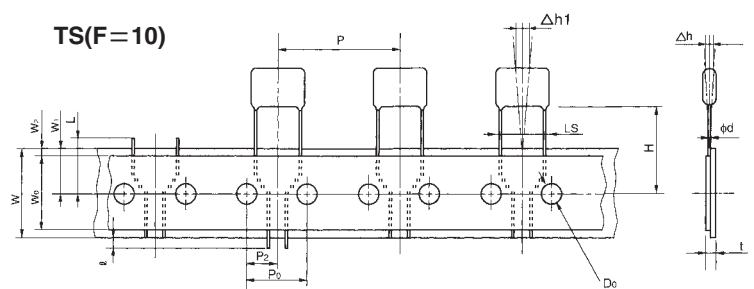
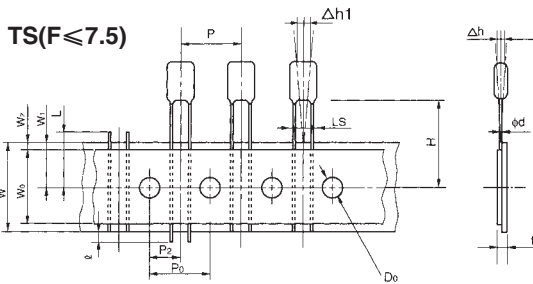


- Style C.E



- 直引线型 / Straight Lead Type

- Style S



项目 Items	Style Symbol	成型引线型 / Formed Lead Type							直引线型 Straight Lead Type		
		Style A		Style B		Style C		Style D	Style E	Style S	
		TV	TC	TF	TX	TL	TJ	TH	TN	TS	
产品F尺寸(mm) Original lead pitch		3.5~7.5	7.5	7.0~8.0	10.0	10.0~12.5	15.0	10.0	15.0~17.0	3.5~7.5	10.0
P		12.7 ± 1		15.0 ± 1		25.4 ± 1		15.0 ± 1	30.0 ± 1	12.7 ± 1	25.4 ± 1
P0		12.7 ± 0.2		15.0 ± 0.2		12.7 ± 0.2		15.0 ± 0.2	15.0 ± 0.2	12.7 ± 0.2	
P1		3.85 ± 0.5		5.0 ± 0.5		3.85 ± 0.5		3.75 ± 0.5	3.75 ± 0.5		
P2		6.35 ± 0.5		7.5 ± 0.5		6.35 ± 0.5		7.5 ± 0.5	7.5 ± 0.5	6.35 ± 0.5	
LS		5.0 ± 0.8 0.2		5.0 ± 0.8 0.2		5.0 ± 0.8 0.2		7.5 ± 0.8 0.2	7.5 ± 0.8 0.2	F	
W		18.0 ± 1.0 0.5		18.0 ± 1.0 0.5		18.0 ± 1.0 0.5		18.0 ± 1.0 0.5	18.0 ± 1.0 0.5	18.0 ± 1.0 0.5	
W0		5min		5min		5min		5min	5min	5min	
W1		9.0 ± 0.5		9.0 ± 0.5		9.0 ± 0.5		9.0 ± 0.5	9.0 ± 0.5	9.0 ± 0.5	
W2		3.0max		3.0max		3.0max		3.0max	3.0max	3.0max	
φ d		0.5~0.8 (参照各产品记载页 individual page)									
H		20.0 ± 0.75		20.0 ± 0.75		20.0 ± 0.75		20.0 ± 0.75	20.0 ± 0.75	20.0 ± 0.75	
H0		16.0 ± 0.5		16.0 ± 0.5		16.0 ± 0.5		16.0 ± 0.5	16.0 ± 0.5		
H1						5.0max					
D0		4.0 ± 0.2		4.0 ± 0.2		4.0 ± 0.2		4.0 ± 0.2	4.0 ± 0.2	4.0 ± 0.2	
L		11.0max		11.0max		11.0max		11.0max	11.0max	11.0max	
ℓ		0max		0max		0max		0max	0max	0max	
Δh		0 ± 1.0		0 ± 1.0		0 ± 1.0		0 ± 1.0	0 ± 1.0	0 ± 1.0	
Δh1		0 ± 1.0		0 ± 1.0		0 ± 1.0		0 ± 1.0	0 ± 1.0	0 ± 1.0	
t		φ d + 0.9max		φ d + 0.9max		φ d + 0.9max		φ d + 0.9max	φ d + 0.9max	φ d + 0.9max	

• 上述以外形状的相关情况，请联系我们。 / Please consult us about other styles.