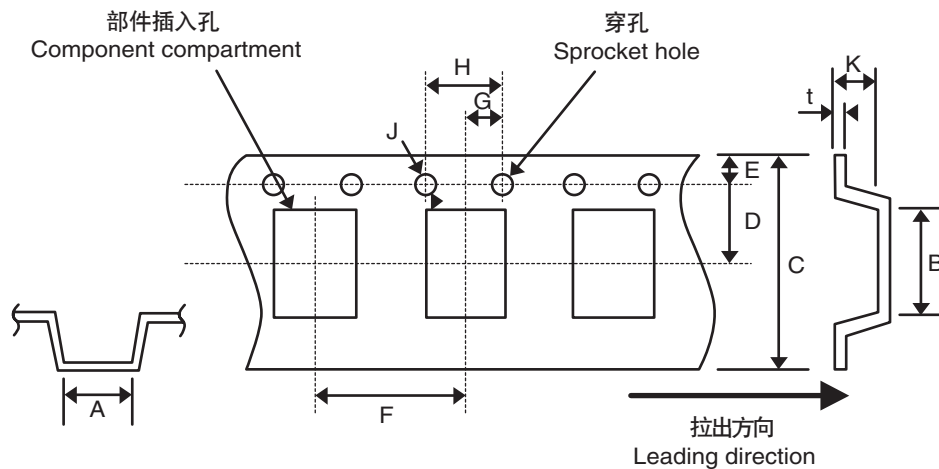


◆ 编带尺寸 / CARRIER TAPE DIMENSIONS



(mm)

	A ±0.1	B ±0.2	C ±0.3	D ±0.05	E ±0.1	F ±0.1	G ±0.05	H ±0.1	J 0/+0.1	K ±0.2	t ±0.05
SLE/SZE	4.50	7.70	12.0	5.5	1.75	8.0	2.0	4.0	φ1.5	1.6	0.3
SXB/SXE/SWZ										2.3	
SW(2.7mm)										2.9	
SW(2.9mm)										3.1	

◆ 部件插入孔A和B的尺寸作为内侧底部的尺寸。

Dimension A and B are the measure of compartment's inside bottom.

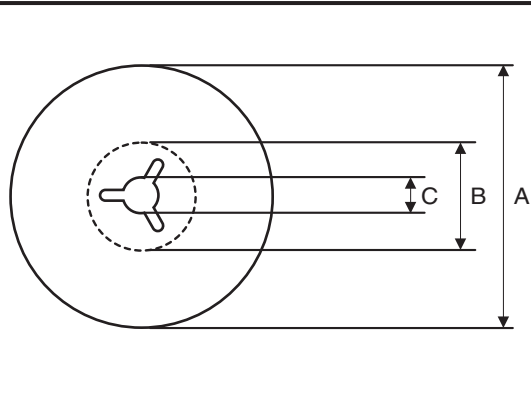
◆ 产品的阳极位于拉出方向的右侧。

The (+) polarity of the chip is placed on right side towards the unreeling direction.

◆ 上盖胶带尺寸 (胶带厚度: $75 \pm 25\mu\text{m}$ 、胶带宽度: $9.5 \pm 0.2\text{mm}$)

Dimension of top cover tape (Thickness of cover tape: $75 \pm 25\mu\text{m}$, Width of cover tape: $9.5 \pm 0.2\text{mm}$)

◆ 卷筒尺寸 / REEL DIMENSIONS



Packing quantity

Series	Pieces/Reel
SLE/SZE	3500
SXB/SXE/SWZ	3500
SW	2000

(mm)

A	B	C	W1	W2
φ330 ± 2.0	φ80 ± 1.0	φ13 ± 0.2	13.4 ± 1.0	17.4 ± 1.0



导电性高分子铝固体电解电容器

CONDUCTIVE POLYMER ALUMINUM SOLID ELECTROLYTIC CAPACITORS

◆ 标识 / MARKING

<D外形/D case>

阳极 Anode

额定静电容量(µF)
Rated Capacitance(µF)

Lot No.

额定电压记号
Rated Voltage

额定电压记号 / Rated voltage mark

记号 Mark	额定电压 Rated voltage
d	2 V.DC
e	2.5 V.DC
g	4 V.DC
j	6.3 V.DC
k	8 V.DC
A	10 V.DC

◆ 产品型号体系 / PART NUMBER

□□□ 额定电压 Rated Voltage	□□□ 系列名称 Series	□□□ 额定静电容量 Rated Capacitance	M 静电容量容许差 Capacitance Tolerance
↓	↓	↓	↓

记号 Code	额定电压 Rated Voltage
2	2 V.DC
2.5	2.5 V.DC
4	4 V.DC
6	6.3 V.DC
8	8 V.DC
10	10 V.DC

记号 Code	系列名称 Series
SLE	SLE series
SXB	SXB series
SXE	SXE series
SW	SW series
SZE	SZE series
SWZ	SWZ series

记号 Code	静电容量 Capacitance
22	22 µF
33	33 µF
47	47 µF
68	68 µF
82	82 µF
100	100 µF
120	120 µF
150	150 µF
180	180 µF
220	220 µF
270	270 µF
330	330 µF
390	390 µF
470	470 µF

记号 Code	容许差 Tolerance
M	±20%

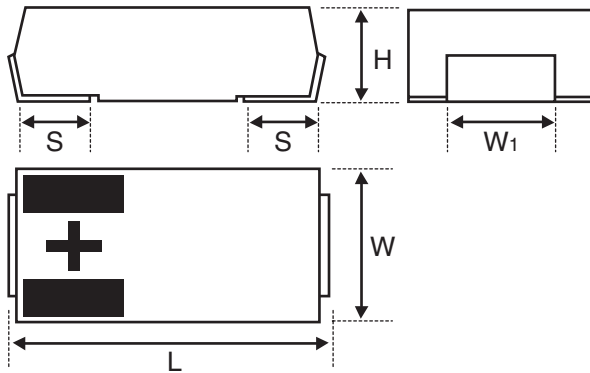


导电性高分子铝固体电解电容器

CONDUCTIVE POLYMER ALUMINUM SOLID ELECTROLYTIC CAPACITORS

◆尺寸图 / DIMENSIONS

(mm)

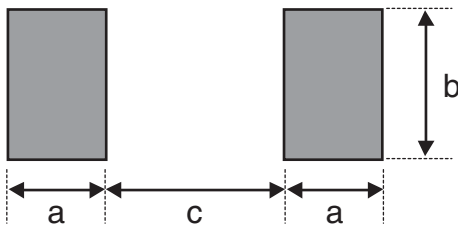


系列名称 Series	记号 Size Code	L (±0.2)	W (±0.2)	H (±0.2)	S (±0.2)	W1 (±0.1)
SLE/SZE	D1	7.3	4.3	1.4	1.2	2.4
SXB/SXE/SWZ	D2	7.3	4.3	1.9	1.2	2.4
SW	D3L	7.3	4.3	2.7	1.2	2.4
SW	D3	7.3	4.3	2.9	1.2	2.4

※SLE/SZE H (±0.1)

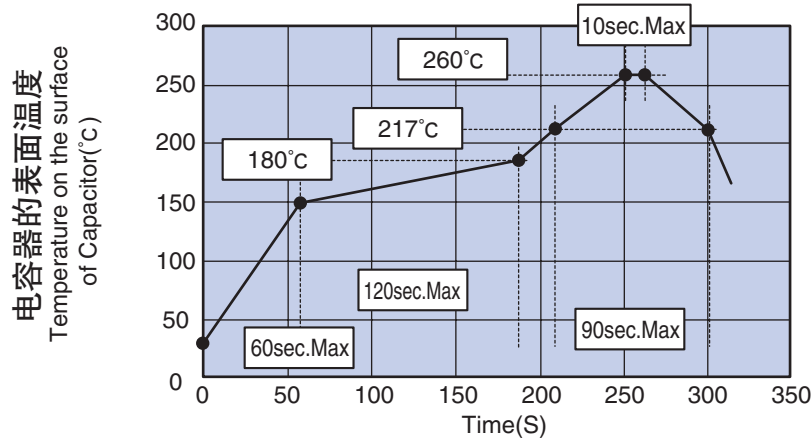
◆推荐焊盘尺寸 / RECOMMENDED LAND PATTERN DIMENSIONS

(mm)



系列名称 Series	a	b	c
SLE/SZE	2.4	2.9	3.7
SXB/SXE/SWZ			
SW			

◆推荐回流焊接条件 / RECOMMENDED REFLOW SOLDERING CONDITION



※回流焊接次数
在左边的回流焊接条件下,
最多可进行2次
Please do not perform reflow
soldering more than 2 times.